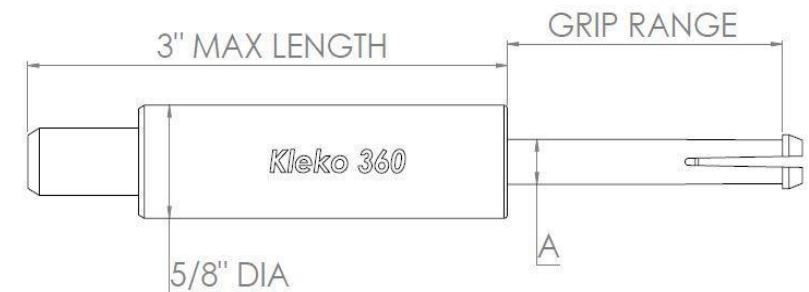

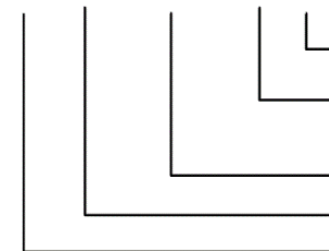


Part No.	A nominal Inch (mm)	Grip Range		Head Configuration	Clamping Force Lbf (N)
		Min Inch (mm)	Max Inch (mm)		
K360-0332-000-012-FXCB-K	17/32 (2.36)	0(0)	0.5 (12.7)	HB / CB	120 (540)
K360-0332-012-026-FXCB-K	17/32 (2.36)	0(0)	0.5 (12.7)	HB / CB	120 (540)
K360-0432-000-012-FXCB-Y	1/8 (3.175)	0(0)	0.5 (12.7)	HB / CB	148 (660)
K360-0532-000-012-FXCB-N	5/32 (3.97)	0(0)	0.5 (12.7)	HB / CB	148 (660)
K360-0632-000-012-FXCB-B	3/16 (4.76)	0(0)	0.5 (12.7)	HB / CB	303 (1350)
K360-0732-000-012-FXCB-S	7/32 (5.56)	0(0)	0.5 (12.7)	HB / CB	303 (1350)
K360-0832-000-012-FXCB-G	1/4 (6.35)	0(0)	0.5 (12.7)	HB / CB	303 (1350))
K360-1032-000-012-FXCB-W	5/16 (7.94)	0(0)	0.5 (12.7)	HB / CB	453 (2015)
K360-0432-000-026-FXCB-Y	1/8 (3.175)	0 (0)	1 (25.4)	HB / CB	148 (660)
K360-0532-000-026-FXCB-N	5/32 (3.97)	0 (0)	1 (25.4)	HB / CB	148 (660)
K360-0632-000-026-FXCB-B	3/16 (4.76)	0 (0)	1 (25.4)	HB / CB	303 (1350)
K360-0732-000-026-FXCB-S	7/32 (5.56)	0 (0)	1 (25.4)	HB / CB	303 (1350)
K360-0832-000-026-FXCB-G	1/4 (6.35)	0 (0)	1 (25.4)	HB / CB	303 (1350))
K360-1032-000-026-FXCB-W	5/16 (7.94)	0 (0)	1 (25.4)	HB / CB	453 (2015)
K360-0432-012-038-FXCB-Y	1/8 (3.175)	0.5 (12.7)	1.5 (38.1)	HB / CB	148 (660)
K360-0532-012-038-FXCB-N	5/32 (3.97)	0.5 (12.7)	1.5 (38.1)	HB / CB	148 (660)
K360-0632-012-038-FXCB-B	3/16 (4.76)	0.5 (12.7)	1.5 (38.1)	HB / CB	303 (1350)
K360-0732-012-038-FXCB-S	7/32 (5.56)	0.5 (12.7)	1.5 (38.1)	HB / CB	303 (1350)
K360-0832-012-038-FXCB-G	1/4 (6.35)	0.5 (12.7)	1.5 (38.1)	HB / CB	303 (1350))
K360-1032-012-038-FXCB-W	5/16 (7.94)	0.5 (12.7)	1.5 (38.1)	HB / CB	453 (2015)
K360-0432-026-051-FXCB-Y	1/8 (3.175)	1 (25.4)	2 (50.8)	HB / CB	148 (660)
K360-0532-026-051-FXCB-N	5/32 (3.97)	1 (25.4)	2 (50.8)	HB / CB	148 (660)
K360-0632-026-051-FXCB-B	3/16 (4.76)	1 (25.4)	2 (50.8)	HB / CB	303 (1350)
K360-0732-026-051-FXCB-S	7/32 (5.56)	1 (25.4)	2 (50.8)	HB / CB	303 (1350)
K360-0832-026-051-FXCB-G	1/4 (6.35)	1 (25.4)	2 (50.8)	HB / CB	303 (1350))
K360-1032-026-051-FXCB-W	5/16 (7.94)	1 (25.4)	2 (50.8)	HB / CB	453 (2015)
K360-0432-038-064-FXCB-Y	1/8 (3.175)	1.5 (38.1)	2.5 (63.5)	HB / CB	148 (660)
K360-0532-038-064-FXCB-N	5/32 (3.97)	1.5 (38.1)	2.5 (63.5)	HB / CB	148 (660)
K360-0632-038-064-FXCB-B	3/16 (4.76)	1.5 (38.1)	2.5 (63.5)	HB / CB	303 (1350)
K360-0732-038-064-FXCB-S	7/32 (5.56)	1.5 (38.1)	2.5 (63.5)	HB / CB	303 (1350)
K360-0832-038-064-FXCB-G	1/4 (6.35)	1.5 (38.1)	2.5 (63.5)	HB / CB	303 (1350))
K360-1032-038-064-FXCB-W	5/16 (7.94)	1.5 (38.1)	2.5 (63.5)	HB / CB	453 (2015)



K360-0632-000-026-FXCB-B

Kleko360 Part Numbering



Colour: Y - yellow, N - pink, B - blue
S - Grey, G - green, W - white

Head Configuration | Drive Configuration:
CB - Cylinder Body, HB Hex Body

Grip Range

Nominal Hole Diameter
Fastener Type (Kleko 360)

Other loads, tolerances, and diameters available to customer requirements upon request and Minimum Order Level (MOL)

E-Mail: sales@kleko360.com

Web: www.kleko360.com

Phone: +44 (0) 20 8064 9729